


ALTEC AIR FLOOR STAND ASSEMBLY INSTRUCTIONS

Step 1: Identify the components of the Altec Floor Stand:

Diagrams are located on the last pages of this instruction guide. All floor stands are made with the same design, custom to the size of the Refrigerated Air Dryer.

Step 2: It is easiest to assembly the Floor Stand upside down with the top panel face down on the ground and the flanges facing up.



Step 3. Secure one side panel to the top panel using the supplied hardware and holes provided. Repeat with the second side panel.



Step 4. Attach braces to the outside of the side panels using supplied hardware and holes provided.



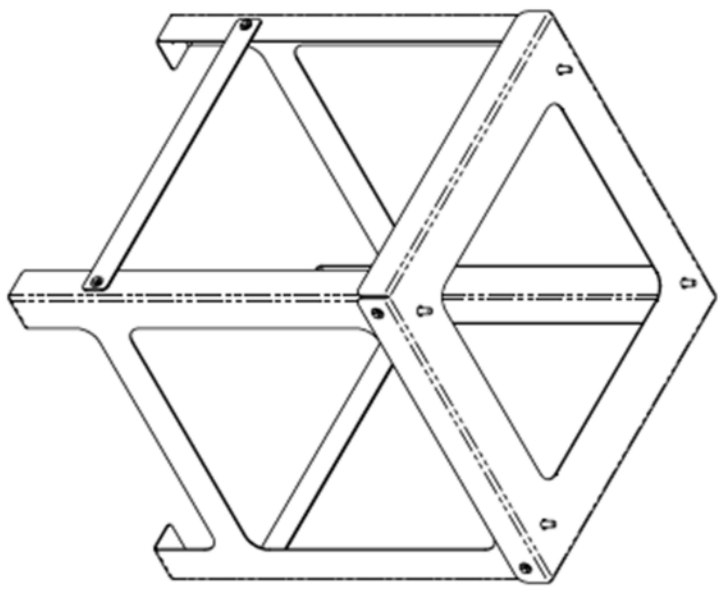
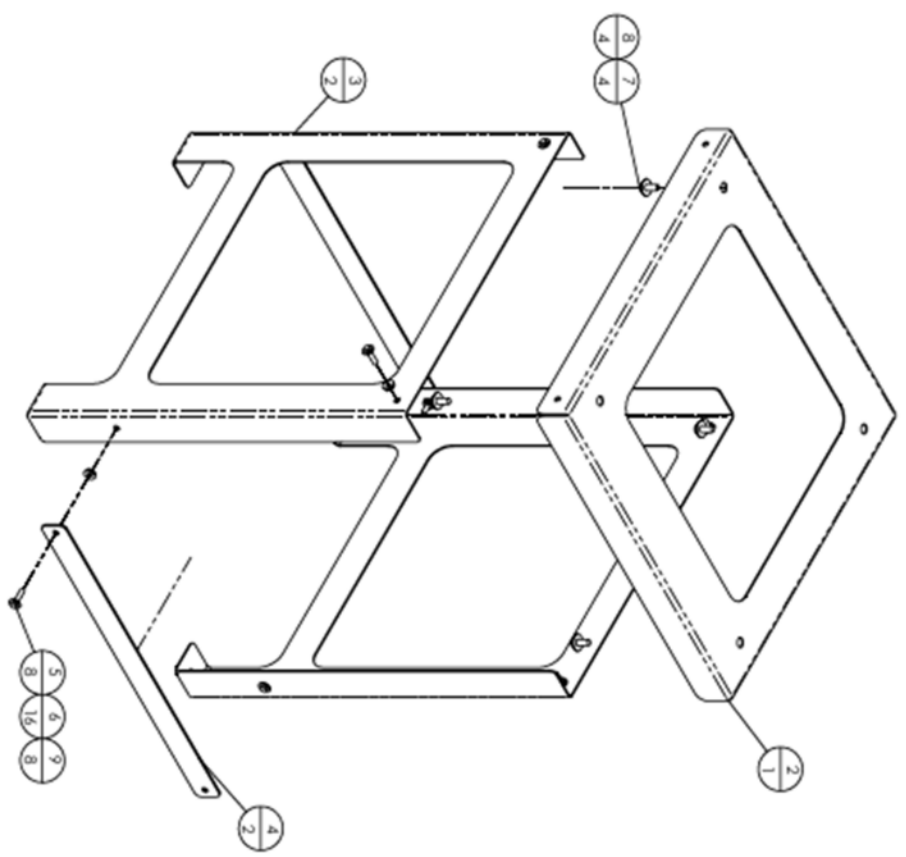
Step 5. Tighten all screws using 7/16" wrenches.

Step 6. Carefully turn the Floor Stand right side up and place into desired location. Anchor holes have been provided on the bottom of the legs for optional but recommended anchoring of Floor Stand to the floor.



Step 7. Mount your Altec AIR Refrigerated Air Dryer to the Floor Stand using supplied hardware.

Note: If you own a RAD-0025, RAD-0040, or RAD-0055 unscrew the rubber feet currently mounted to the bottom of the unit. The threaded holes used for the feet are what are to be used to mount the unit to the floor stand.



REVISIONS					
REV	DATE	BY	CHKD	DESCRIPTION	
1				ISSUED FOR PRODUCTION	
2				REVISION	
3				REVISION	
4				REVISION	
5				REVISION	

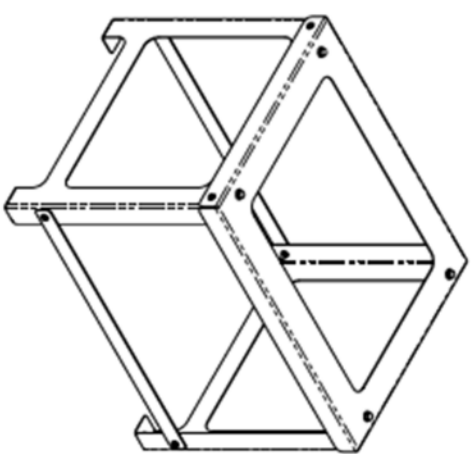
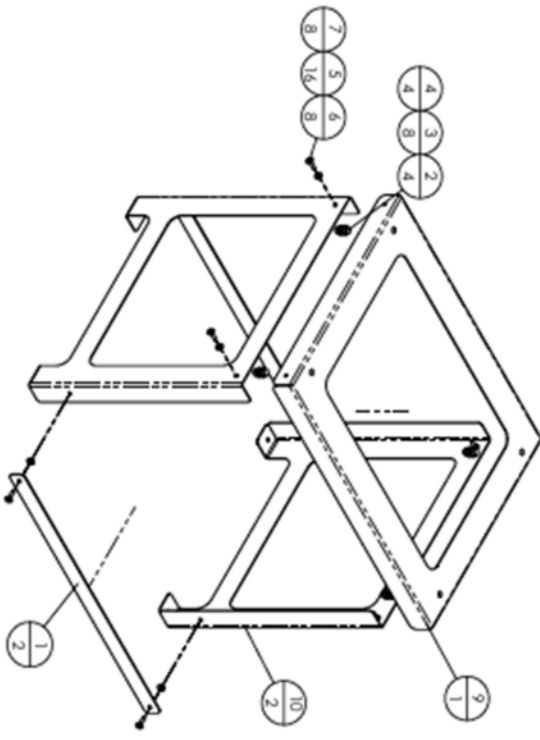
QTY	PART NUMBER	DESCRIPTION
1	100520095	TOP PANEL, 20.87 IN. L. 20.87 IN. W. 2.00 IN. H. CRS
1	100520094	FRONT METAL RAD-2555 SIDE PANEL, 23.41 IN. L. 20.42 IN. W. 2.00 IN. H. CRS
2	100520046	FRONT METAL RAD-2555 TOP PANEL, 20.87 IN. L. 20.87 IN. W. 2.00 IN. H. CRS
2	100520045	FRONT METAL RAD-2555 TOP PANEL, 20.87 IN. L. 20.87 IN. W. 2.00 IN. H. CRS
14	100509048	WASHER/FLAT 1/4 SAE
4	100509048	WASHER/FLAT 1/4 SAE
4	100518248	PERIMETRAL BRACE CRS, 1.50 IN. W. 0.1046 IN. L. 1.93 IN. L. W/ 80:1 HOLES
2	100520046	FRONT METAL RAD-2555 SIDE PANEL, 23.41 IN. L. 20.42 IN. W. 2.00 IN. H. CRS
2	100520046	FRONT METAL RAD-2555 SIDE PANEL, 23.41 IN. L. 20.42 IN. W. 2.00 IN. H. CRS
1	100520095	TOP PANEL, 20.87 IN. L. 20.87 IN. W. 2.00 IN. H. CRS

Radtec | AIR
2244 COMMERCE ST. BROOMFIELD, CO 80020

SCALE: 1.5 WEIGHT: 21.2 SET: 3 NUMBER: 100518747 REV: D

SHEET 1 OF 2

NOTES:
1. ITEM 100520095 NOT SHOWN



REV	DESCRIPTION	DATE	BY	CHECK
1	ISSUED			
2	REVISED			
3	REVISED			
4	REVISED			
5	REVISED			

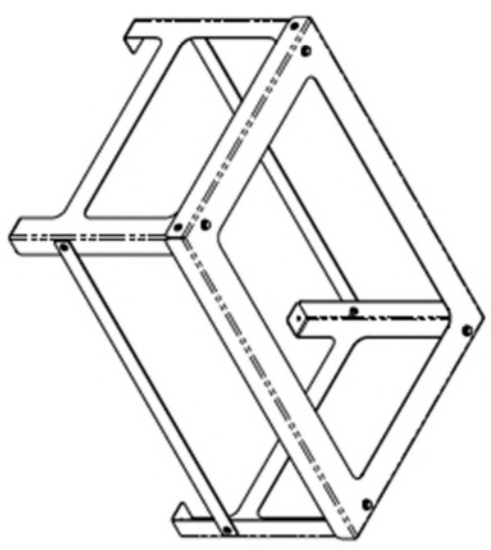
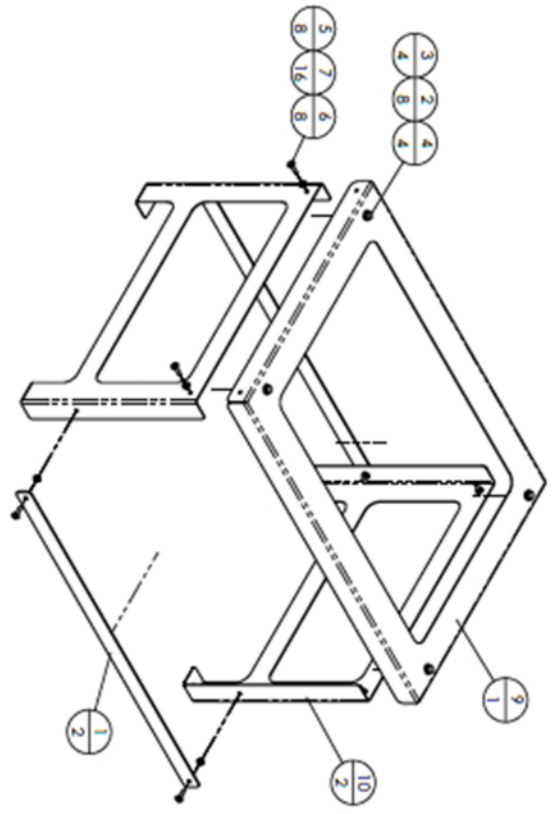
NO	QTY	PART NUMBER	DESCRIPTION
10	2	100520743	SHEET METAL, RAD 75, 100, SIDE PANEL, 21.79 IN L, 21.38 IN W, 2.00 IN H, C/S
9	1	100520742	SHEET METAL, RAD 75, 100, TOP PANEL, 28.27 IN L, 22.07 IN W, 2.00 IN H, C/S
8	1	100520745	WIRE - MS, ASS'Y BRACE GUIDE
7	8	100506222	NUT, KPT, Q317, A20, REG
6	8	100506228	WASHER FLAT, 1/4, 20 X 1.25
5	16	100500968	WASHER FLAT, 1/4, 30 X 1.25
4	4	100506208	NUT, HEX, G3, 3/8-16, REG, C2
3	8	100506848	WASHER FLAT, 3/8, A, WIDE, 3/20
2	4	100506223	WASHER FLAT, 1/4, 20 X 1.25
1	2	100518759	WRT, L & R CROSS BRACE, RAD FLOOR STAND, 0075-0100
ISSA	QTY	PART NUMBER	DESCRIPTION

RAYTEC AIR
 225A, COMMERCE ST, BROOKFIELD, CO 80020

SCALE: 1/8" = 1" WEIGHT: 23.3 LBS NUMBER: 100518758 REV: D

SHEET 1 OF 2

NOTES:
1. ITEM 100520095 NOT SHOWN



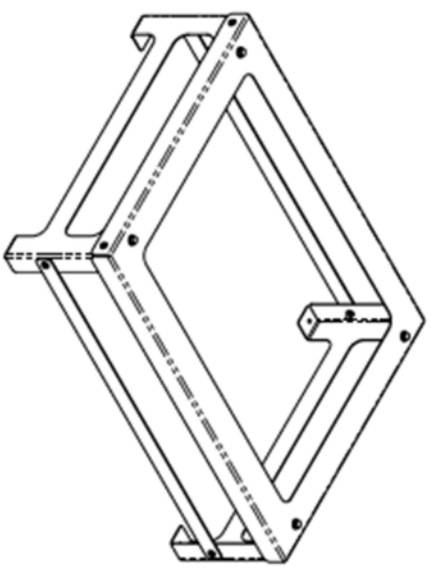
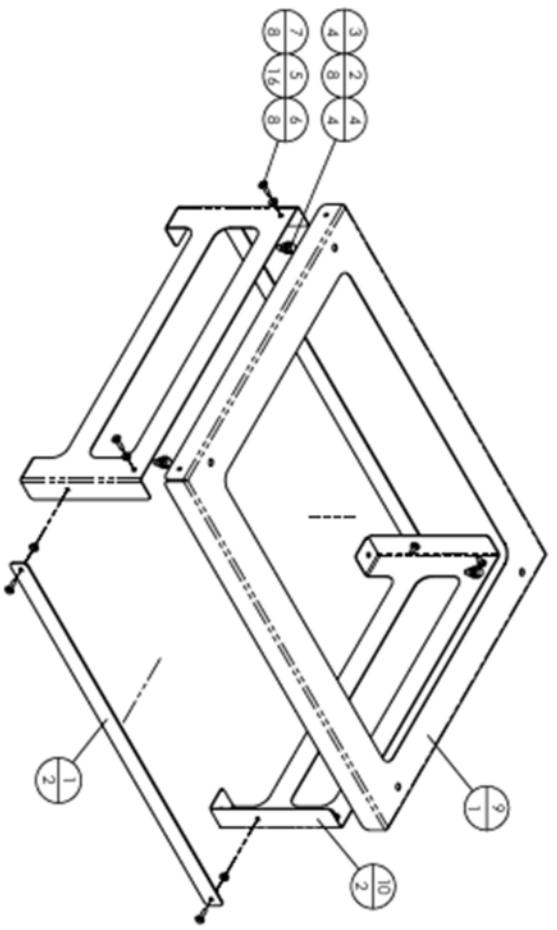
REVISIONS					
REV	DESCRIPTION	DATE	BY	APP'D	REV. #
A	RELEASED	07/26/2022	RM	RM	1
B	REVISIONS	07/26/2022	RM	RM	1
C	REVISIONS	07/26/2022	RM	RM	1
D	REVISIONS	07/26/2022	RM	RM	1

10	2	100520045	SHEET METAL, RAD 150-200, SIDE PANEL, 25.29 IN L, 17.28 IN W, 2.00 IN H, CR5
9	1	100520744	SHEET METAL, RAD 150-200, TOP PANEL, 34.79 IN L, 23.57 IN W, 2.00 IN H, CR5
8	1	100520095	NGIR - A/S ASSEMBLY GUIDE
7	14	100500948	WASHER FLAT, 1/4 SAE
6	8	100500728	SCR-C RHQS, 1/4-20 X 1.2N
5	8	100504222	NUT-HEX QS, 1/4-20 REG
4	4	100504208	SCR-C RHQS, 3/8-16 X 1.2N
3	4	100504208	NUT-HEX QS, 3/8-16 REG, C2
2	8	100504848	WSPR-FLT, 3/8 X WIDE, J2N
1	2	100520148	SKEL, L & R CROSS BRACE, RAD FLOOR STAND, 0150-0200

PROJECT: 2234A COMMERCIAL BROOMFIELD, CO 80020
 DRAWING: RAD FLOOR STAND, RAD-0150-0200
 DATE: 07/26/2022
 SCALE: 1/8" = 1'-0"
 SHEET: 1 OF 2
 PART NUMBER: 100520144
 REVISION: D

2234A COMMERCIAL BROOMFIELD, CO 80020
 SCALE: 1/8" = 1'-0"
 SHEET: 1 OF 2
 PART NUMBER: 100520144
 REVISION: D

NOTES:
1. ITEM 100520095 NOT SHOWN



REVISIONS					
REV	DESCRIPTION	DATE	BY	CHKD	RECD
A	RELEASED	07/26/2023	BMH	AMT 1113	
B	ASSEMBLY INSTRUCTIONS	07/26/2023	BMH	AMT 1113	
C	SHIP KIT ASSEMBLY AND UNLOADING INSTRUCTIONS	07/26/2023	BMH	AMT 1113	

10	2	100520090	SHEET METAL RAD230-300 SIDE PANEL 27.67 H L 10.58H H 2.00H W. CR5
9	1	100520089	SHEET METAL RAD230-300 TOP PANEL 35.41 H L 27.94H W. 2.00H H. CR5
8	1	100520095	NUT - A5 ASS'Y PART Q100E
7	8	100504222	NUT-HP-Q311/A20 REG
6	8	100504228	SCR-C-HH-GS 1/4-20 X 1.2H
5	16	100509648	WASHER-FLAT 1/4 SAE
4	4	100504223	SCR-C-HH-GS 3/8-16 X 1.2H
3	4	100504208	NUT-HEX-GS 3/8-16 REG C2
2	8	100509648	WASHER-FLAT 3/8 A. WIDE Z2N
1	2	100520158	SHRT. L X R CROSS BRACE RAD FLOOR STAND 0250-0300
QTY		PART NUMBER	DESCRIPTION

Ratec | AIR
 2544 COMMERCE ST. BROOMFIELD, CO 80020
 TEL: KIT, RAD FLOOR STAND, RAD-0250-0300

SCALE	WEIGHT	SIZE	NUMBER	REV
1:8	240	3	100520153	C

SHEET 1 OF 2